



PARTS LIST FOR
MH-0080-CM10
MH-0200-CM10

This Parts Listing has been compiled for your benefit. You can be assured your Mi-T-M Space Heater was constructed and designed with quality and performance in mind. Each component has been rigorously tested to insure the highest level of acceptance.

The contents of this Parts Listing are based on the latest product information available at the time of publication. Mi-T-M reserves the right to make changes in price, color, materials, equipment, specifications or models at any time without notice.

WARNING

THIS IS A PROFESSIONAL SPACE HEATER. CAUTION SHOULD BE OBSERVED WHEN USING OR REPAIRING THIS UNIT! READ AND FOLLOW THE SAFETY WARNINGS LISTED BELOW BEFORE ATTEMPTING ANY REPAIRS ON THIS SPACE HEATER!

SAFETY WARNINGS

1. NEVER alter or modify the equipment. Use only genuine Mi-T-M parts for repair of your space heater. Failure to do so can cause hazardous operating conditions and will VOID warranty.
2. Be thoroughly familiar with controls.
3. Before servicing the unit, turn unit off, and allow the unit to cool down. Do not make repairs while the unit is running. Service in a clean, dry, flat area. Block the wheels to prevent the unit from moving. Be especially careful to properly dispose of any flammable materials.

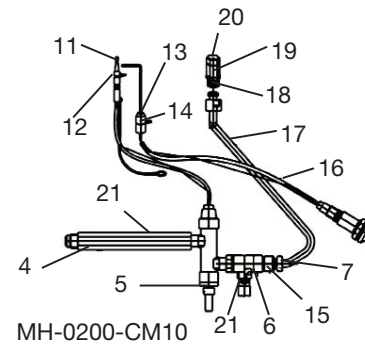
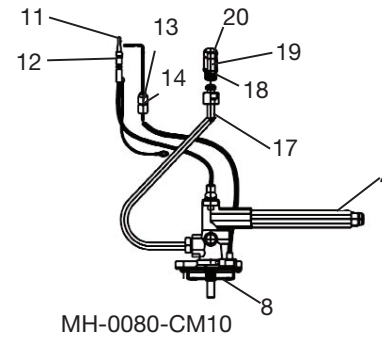
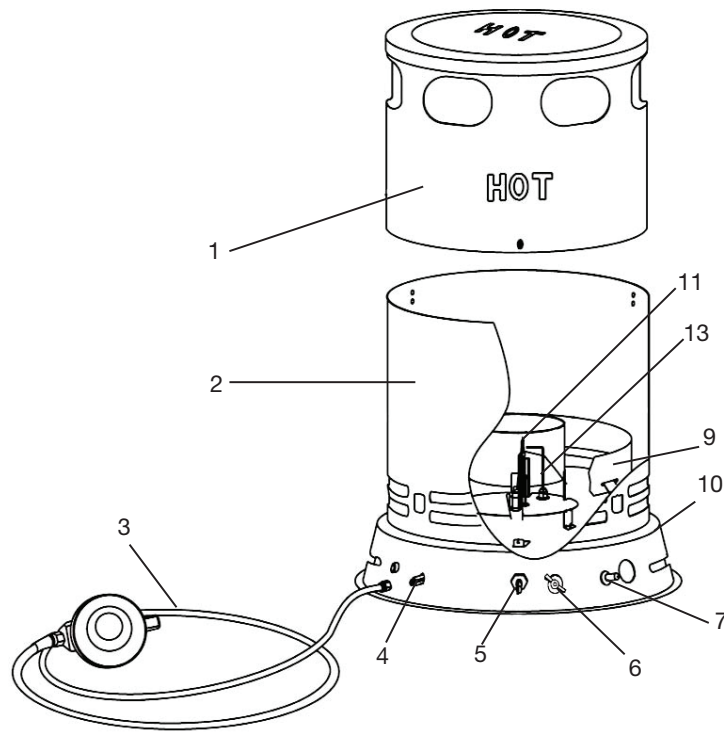
Table of Contents

SPECIFICATIONS.....3
FRAME ASSEMBLY4

SPECIFICATIONS

MODEL NUMBER	MH-0080-CM10	MH-0200-CM10
Output Rating (BTU/Hr):	60,000-80,000	50,000-200,000
Fuel Consumption (lbs per hr)	2.302 to 3.7	2.302 to 9.25
Supply Pressure	20-200 psi	20-200 psi
Manifold Pressure (PSI):	10.5" to 8.5"	5.0" to 4.0"
Spark Gap	.195	.130
Net Weight (Lbs):	11.5	14.3
Size (L x W x H)	15.7" x 15.7" x 21.8"	16" x 16" x 26.4"

FRAME ASSEMBLY



MH-0080_0200-CM10			
FRAME ASSEMBLY			
ITEM NO.	ITEM DESCRIPTION	PART NO.	QTY.
1	UPPER SHELL	C/F	1
2	LOWER SHELL	C/F	1
3	REGULATOR (80K)	68-6016	1
-	REGULATOR (200K)	68-6017	1
4	INLET CONNECTOR (80K)	68-6018	1
-	INLET CONNECTOR (200K)	68-6019	1
5	SAFETY VALVE (200K)	68-6020	1
6	BALL VALVE (200K)	68-6021	1
7	PIEZO LIGHTER (200K)	68-6022	1
8	VALVE ASSEMBLY (80K)	68-6023	1
9	WIND SCREEN	68-6024	1
10	BASE (80K)	68-6025	1
-	BASE (200K)	68-6026	1
11	THERMOCOUPLE (80K)	68-6027	1
-	THERMOCOUPLE (200K)	68-6028	1
12	THERMOCOUPLE BRACKET	68-6029	1
13	SPARK PLUG	68-6030	1
14	SPARK PLUG BRACKET	C/F	1
15	CONNECTOR OUTLET (200K)	68-6032	1
16	IGNITOR WIRE (200K)	68-6033	1
17	OUTLET TUBING ASSEMBLY (80K)	68-6034	1
-	OUTLET TUBING ASSEMBLY (200K)	68-6035	1
18	NOZZLE NUT	68-6036	1
19	NOZZLE HOLDER	68-6037	1
20	NOZZLE (80K)	68-6038	1
-	NOZZLE (200K)	68-6039	1
21	BALL VALVE STOPPER AND BRACKET	68-6040	1

Manufactured by Mi-T-M
8650 Enterprise Drive, Peosta IA 52068
563-556-7484/ Fax 563-556-1235